

*Eleonora*

**THE COLLECTION**  
**SPRING/SUMMER 2024**



We are proud to present to you the Eleonora collection catalogue S/S24. In this catalogue you will find the complete collection, full of new designs, new colours and new materials. With the Eleonora collection, you can create the perfect basis for any interior.

With eye-catching designs in natural materials and muted colours, a bold interior is created without being too loud. We believe that this creates a timeless basis that never gets boring. A basis that allows endless variation and is easy to adapt to future home decoration trends.

With a wide range of light wood, this collection really introduces spring into your home. But there is something for everyone, because striking white, chic black and trendy dark brown should not be missing. Our seating furniture brings a nice combination of strong basics in neutral beige or taupe with trendy eye-catchers in terracotta and ochre.

Finally, we introduce a range of statement items to lift both seating and dining areas to the next level. The size as well as the design, choice of materials and finish create a Statement Deluxe that will enhance your interior.

The S/S24 collection creates a timeless base for any interior.







# Contents

06	ALEXANDER
12	ARON
22	HARVEY
28	HELSINKI
32	JAMES
36	JIMMY
40	JISKA
48	JULIAN
54	LIO
58	MARBLE TABLES
68	MIX & MATCH
102	REMI
110	THOMAS
116	TRAVERTINE
124	ROSENBORG
126	CHAIRS
166	ARMCHAIRS
188	& OTHERS
192	CARING INSTRUCTIONS
194	FABRIC INDEX

Please be aware that color deviations may occur due to the printing process. All dimensions, models and pictures in this catalogue are subject to modifications, errors and misprints. We reserve the right to modify the dimensions, materials and models at any time.

# ALEXANDER



**TYPE OF MATERIAL**  
Sheesham wood, mango  
wood & metal

**FINISHING**  
Varnished wood

**ASSEMBLY REQUIRED**  
Attaching legs

**CARING INSTRUCTIONS**  
Clean with a damp/dry  
cloth



**95916**  
**TV CABINET ALEXANDER**

W x D x H 167 x 40 x 47 cm  
Info 4 doors



**95917**  
**TV CABINET ALEXANDER**

W x D x H 221 x 40 x 47 cm  
Info 6 doors



**95918**  
**SIDEBOARD ALEXANDER**

W x D x H 167 x 40 x 76 cm  
Info 4 doors  
1 shelf behind every door  
(35 cm deep)  
Distance between shelves 26,5 cm





**95919**  
**CABINET ALEXANDER**

W x D x H 104 x 40 x 150 cm  
 Info 4 doors  
 1 shelf behind every door  
 (35 cm deep)  
 Distance between shelves 30 cm



**95920**  
**BOOKCASE ALEXANDER - SMALL**

W x D x H 93,5 x 40 x 150 cm  
 Info 2 doors  
 1 shelf behind every door  
 (35 cm deep)  
 Distance between shelves 24 cm  
 Open compartments Small | 27 x 40 x 37 cm  
 Large | 62 x 40 x 37 cm



**95921**  
**BOOKCASE ALEXANDER - LARGE**

W x D x H 93,5 x 40 x 190 cm  
 Info 2 doors  
 1 shelf behind every door  
 (35 cm deep)  
 Distance between shelves 24 cm  
 Open compartments Small | 27 x 40 x 37 cm  
 Large | 62 x 40 x 37 cm

With dining table Alexander, you decide the distance between the legs yourself. You can choose between two distances when assembling the table.



**95922  
COFFEE TABLE ALEXANDER**

L x W x H 130 x 70 x 35 cm  
Thickness tabletop 2,5 cm



**95923  
DINING TABLE ALEXANDER**

L x W x H 170 x 100 x 76 cm  
Thickness tabletop 2,5 cm  
Height to bottom of tabletop 73,5 cm  
Distance between the legs 100 cm or 126 cm



**95924  
DINING TABLE ALEXANDER**

L x W x H 240 x 100 x 76 cm  
Thickness tabletop 2,5 cm  
Height to bottom of tabletop 73,5 cm  
Distance between the legs 170 cm or 196 cm



**95925  
DINING TABLE ALEXANDER**

L x W x H 280 x 100 x 76 cm  
Thickness tabletop 2,5 cm  
Height to bottom of tabletop 73,5 cm  
Distance between the legs 209 cm or 234 cm







# ARON



**TYPE OF MATERIAL**  
Mango wood

**FINISHING**  
Varnished

**ASSEMBLY REQUIRED**  
Attaching leg

**CARING INSTRUCTIONS**  
Clean with a damp/dry  
cloth



95650  
SIDE TABLE RON  
BROWN

L x W x H    ø 46 x 49 cm  
Thickness tabletop    4 cm



95651  
SIDE TABLE RON  
BLACK

L x W x H    ø 46 x 49 cm  
Thickness tabletop    4 cm



95652  
SIDE TABLE RON  
BROWN

L x W x H    ø 66 x 39 cm  
Thickness tabletop    4 cm



95653  
SIDE TABLE RON  
BLACK

L x W x H    ø 66 x 39 cm  
Thickness tabletop    4 cm





95654  
COFFEE TABLE ARON  
BROWN

L x W x H    ø 80 x 32 cm  
Thickness tabletop    4 cm



95655  
COFFEE TABLE ARON  
BLACK

L x W x H    ø 80 x 32 cm  
Thickness tabletop    4 cm



95656  
DINING TABLE ARON ROUND  
BROWN

L x W x H    ø 130 x 76 cm  
Thickness tabletop    4 cm  
Height to bottom of tabletop    72 cm  
Leg    50 cm Ø (widest point)



95657  
DINING TABLE ARON ROUND  
BLACK

L x W x H    ø 130 x 76 cm  
Thickness tabletop    4 cm  
Height to bottom of tabletop    72 cm  
Leg    50 cm Ø (widest point)





**95668**  
DINING TABLE ARON OVAL  
BROWN

L x W x H 200 x 110 x 76 cm  
Thickness tabletop 4 cm  
Height to bottom of tabletop 72 cm  
Leg 79 x 53 cm (widest point)



**95669**  
DINING TABLE ARON OVAL  
BLACK

L x W x H 200 x 110 x 76 cm  
Thickness tabletop 4 cm  
Height to bottom of tabletop 72 cm  
Leg 79 x 53 cm (widest point)



**95670**  
DINING TABLE ARON OVAL  
BROWN

L x W x H 250 x 110 x 76 cm  
Thickness tabletop 4 cm  
Height to bottom of tabletop 72 cm  
Leg 102 x 53 cm (widest point)



**95671**  
DINING TABLE ARON OVAL  
BLACK

L x W x H 250 x 110 x 76 cm  
Thickness tabletop 4 cm  
Height to bottom of tabletop 72 cm  
Leg 102 x 53 cm (widest point)





**95672**  
DINING TABLE ARON OVAL  
BROWN

L x W x H 300 x 110 x 76 cm  
Thickness tabletop 4 cm  
Height to bottom of tabletop 72 cm  
Leg 102 x 53 cm (widest point)



**95673**  
DINING TABLE ARON OVAL  
BLACK

L x W x H 300 x 110 x 76 cm  
Thickness tabletop 4 cm  
Height to bottom of tabletop 72 cm  
Leg 102 x 53 cm (widest point)



**95771**  
DINING TABLE ARON SQUARE  
BROWN

L x W x H 150 x 150 x 76 cm  
Thickness tabletop 4 cm  
Height to bottom of tabletop 72 cm  
Leg 58 x 58 cm (widest point)



**95772**  
DINING TABLE ARON SQUARE  
BLACK

L x W x H 150 x 150 x 76 cm  
Thickness tabletop 4 cm  
Height to bottom of tabletop 72 cm  
Leg 58 x 58 cm (widest point)











95763  
SIDE TABLE ARON SQUARE  
BROWN

L x W x H 40 x 40 x 49 cm  
Thickness tabletop 4 cm



95764  
SIDE TABLE ARON SQUARE  
BLACK

L x W x H 40 x 40 x 49 cm  
Thickness tabletop 4 cm



95765  
SIDE TABLE ARON SQUARE  
BROWN

L x W x H 60 x 60 x 39 cm  
Thickness tabletop 4 cm



95766  
SIDE TABLE ARON SQUARE  
BLACK

L x W x H 60 x 60 x 39 cm  
Thickness tabletop 4 cm



95769  
COFFEE TABLE ARON SQUARE  
BROWN

L x W x H 80 x 80 x 32 cm  
Thickness tabletop 4 cm



95770  
COFFEE TABLE ARON SQUARE  
BLACK

L x W x H 80 x 80 x 32 cm  
Thickness tabletop 4 cm



95767  
CONSOLE TABLE ARON  
BROWN

L x W x H 180 x 40 x 75 cm  
Thickness tabletop 4 cm



95768  
CONSOLE TABLE ARON  
BLACK

L x W x H 180 x 40 x 75 cm  
Thickness tabletop 4 cm

# HARVEY



**TYPE OF MATERIAL**  
Oak wood & oak veneer

**FINISHING**  
Varnished

**ASSEMBLY REQUIRED**  
Attaching legs

**CARING INSTRUCTIONS**  
Clean with a damp/dry  
cloth





**96126**  
TV CABINET HARVEY

W x D x H 170 x 40 x 50 cm  
Info 4 doors  
Leg height 14 cm



**96127**  
TV CABINET HARVEY

W x D x H 220 x 40 x 50 cm  
Info 6 doors  
Leg height 14 cm



**96124**  
SIDEBOARD HARVEY

W x D x H 200 x 40 x 75 cm  
Info 4 doors  
1 shelf behind every door  
(34 cm deep)  
Leg height 18 cm



**96125**  
CABINET HARVEY

W x D x H 90 x 40 x 150 cm  
Info 2 doors  
2 shelves behind every door  
(34,5 cm deep)  
Distance between shelves 27,5 cm  
Leg height 56 cm



**96131**  
COFFEE TABLE HARVEY

L x W x H 120 x 60 x 35 cm  
Thickness tabletop 6 cm



**96128**  
DINING TABLE HARVEY

L x W x H 160 x 90 x 76 cm  
Thickness tabletop 9 cm  
Height to bottom of tabletop 67 cm  
Distance between the legs 140 cm



**96129**  
DINING TABLE HARVEY

L x W x H 200 x 100 x 76 cm  
Thickness tabletop 9 cm  
Height to bottom of tabletop 67 cm  
Distance between the legs 180 cm



**96130**  
DINING TABLE HARVEY

L x W x H 250 x 100 x 76 cm  
Thickness tabletop 9 cm  
Height to bottom of tabletop 67 cm  
Distance between the legs 230 cm



**96132**  
**BOOKCASE HARVEY**

W x D x H 90 x 40 x 180 cm

Info 2 doors

1 shelf behind every door  
(34 cm deep)

Open compartments Small | 37,5 x 36,5 x 33,5 cm  
top to bottom Large | 47,5 x 36,5 x 33,5 cm









# HELSINKI



**TYPE OF MATERIAL**  
Oak wood + oak veneer

**FINISHING**  
Varnished

**ASSEMBLY REQUIRED**  
No

**CARING INSTRUCTIONS**  
Clean with a  
damp/dry cloth



**95720**  
TV CABINET HELSINKI

W x D x H 160 x 42 x 45 cm  
Info 2 doors

Open compartments 46,5 x 40 x 14 cm  
46,5 x 40 x 14,5 cm



**95721**  
TV CABINET HELSINKI

W x D x H 200 x 42 x 45 cm  
Info 2 doors  
1 drawer

Open compartments 43 x 40 x 14 cm  
43 x 40 x 14,5 cm



**95722**  
SIDEBOARD HELSINKI

W x D x H 200 x 42 x 70 cm  
Info 2 doors | 2 drawers  
1 shelf behind the door

Open compartments 45 x 40 x 26,5 cm  
45 x 40 x 27 cm



**95723**  
CABINET HELSINKI

W x D x H 120 x 42 x 170 cm  
Info 2 doors  
1 shelf behind top door

Open compartments 44,5 x 40 x 57 cm  
top to bottom 57 x 40 x 42,5 cm  
57 x 40 x 42,5 cm  
44,5 x 40 x 57 cm





**95724**  
CABINET HELSINKI

W x D x H 120 x 42 x 220 cm  
Info 4 doors

Open compartments 115 x 40 x 42 cm  
top to bottom 70 x 40 x 40 cm  
70 x 40 x 40 cm  
115 x 40 x 42 cm



**95725**  
CABINET HELSINKI

W x D x H 150 x 42 x 220 cm  
Info Consists of 2 parts

3 doors | 2 drawers  
1 shelf behind the bottom doors

Open compartments 72 x 40 x 38 cm  
top to bottom 72 x 40 x 38 cm  
97 x 40 x 38 cm  
47 x 40 x 38 cm  
47 x 40 x 76 cm  
146 x 40 x 38 cm



**95726**  
CABINET HELSINKI

W x D x H 200 x 42 x 220 cm  
Info Consists of 2 parts

4 doors | 2 drawers  
1 shelf behind both bottom doors

Open compartments 97 x 40 x 42 cm  
top to bottom 97 x 40 x 42 cm  
140 x 40 x 35 cm  
140 x 40 x 35 cm  
97 x 40 x 42 cm  
97 x 40 x 42 cm





# JAMES



**TYPE OF MATERIAL**  
Mango wood + metal

**FINISHING**  
Varnished wood, coated  
metal

**ASSEMBLY REQUIRED**  
Yes

**CARING INSTRUCTIONS**  
Clean with a damp/dry  
cloth



**95863**  
WALL CABINET JAMES  
BROWN

W x D x H 190 x 46,5 x 210 cm  
Info 4 doors | 1 shelf behind every door  
(38 cm deep)  
Distance between shelves 42,5 cm



**95864**  
WALL CABINET JAMES  
BLACK

W x D x H 190 x 46,5 x 210 cm  
Info 4 doors | 1 shelf behind every door  
(38 cm deep)  
Distance between shelves 42,5 cm



**95949**  
WALL CABINET JAMES  
BROWN

W x D x H 96 x 46 x 210 cm  
Info 2 doors  
1 shelf behind every door  
(38 cm deep)  
Distance between shelves 42 cm



**95950**  
WALL CABINET JAMES  
BLACK

W x D x H 96 x 46 x 210 cm  
Info 2 doors  
1 shelf behind every door  
(38 cm deep)  
Distance between shelves 42 cm






**95951**  
**SIDEBOARD JAMES**  
**BROWN**

W x D x H 180 x 40 x 80 cm  
 Info 3 doors | 3 drawers  
 1 shelf behind every door  
 (33 cm deep)  
 Distance between shelves 30 cm



**95952**  
**SIDEBOARD JAMES**  
**BLACK**

W x D x H 180 x 40 x 80 cm  
 Info 3 doors | 3 drawers  
 1 shelf behind every door  
 (33 cm deep)  
 Distance between shelves 30 cm



**95953**  
**TV CABINET JAMES**  
**BROWN**

W x D x H 180 x 40 x 61 cm  
 Info 4 doors  
 1 shelf behind every door  
 (33 cm deep)  
 Distance between shelves 21 cm



**95954**  
**TV CABINET JAMES**  
**BLACK**

W x D x H 180 x 40 x 61 cm  
 Info 4 doors  
 1 shelf behind every door  
 (33 cm deep)  
 Distance between shelves 21 cm



# JIMMY



**TYPE OF MATERIAL**  
Mango wood + metal

**FINISHING**  
Varnished & coated

**ASSEMBLY REQUIRED**  
No

**CARING INSTRUCTIONS**  
Clean with a damp/dry  
cloth



**95865**  
TV CABINET JIMMY

W x D x H 180 x 40 x 61 cm  
 Info 2 doors | 2 drawers  
 1 shelf behind every door  
 (32,5 cm deep)  
 Open compartments 42,5 x 38,5 x 21,5 cm  
 Distance between shelves 21,5 cm



**95866**  
SIDEBOARD JIMMY

W x D x H 180 x 40 x 80 cm  
 Info 3 doors | 3 drawers  
 1 shelf behind every door  
 (32,5 cm deep)  
 Distance between shelves 31 cm



**95867**  
CABINET JIMMY

W x D x H 60 x 40 x 180 cm  
 Info 2 doors | 2 drawers  
 2 shelves behind every door  
 (32,5 cm deep)  
 Distance between shelves 30 cm | 27 cm  
 30 cm | 27 cm



**95868**  
CABINET JIMMY

W x D x H 90 x 40 x 180 cm  
 Info 3 doors | 2 drawers  
 Open compartments 42,5 x 38 x 39,5 cm









# JISKA



**TYPE OF MATERIAL**  
Mango wood

**FINISHING**  
Varnished

**ASSEMBLY REQUIRED**  
Attaching legs

**CARING INSTRUCTIONS**  
Clean with a damp/dry  
cloth



**95751**  
**COFFEE TABLE SET JISKA**  
**BROWN**

L x W x H 130 x 60 x 38 cm  
90 x 45 x 30 cm  
Thickness tabletop 4 cm



**95752**  
**COFFEE TABLE SET JISKA**  
**BLACK**

L x W x H 130 x 60 x 38 cm  
90 x 45 x 30 cm  
Thickness tabletop 4 cm



**95855**  
**SIDE TABLE JISKA**  
**BROWN**

L x W x H 46 x 46 x 49 cm  
Thickness tabletop 4 cm



**95856**  
**SIDE TABLE JISKA**  
**BLACK**

L x W x H 46 x 46 x 49 cm  
Thickness tabletop 4 cm





95857  
CONSOLE TABLE JISKA  
BROWN

L x W x H 140 x 40 x 75 cm  
Thickness tabletop 4 cm



95858  
CONSOLE TABLE JISKA  
BLACK

L x W x H 140 x 40 x 75 cm  
Thickness tabletop 4 cm





**95859**  
DINING TABLE JISKA  
BROWN

L x W x H 160 x 90 x 76 cm  
 Thickness tabletop 4 cm  
 Height to bottom of tabletop 72 cm  
 Distance between the legs 136 cm



**95860**  
DINING TABLE JISKA  
BLACK

L x W x H 160 x 90 x 76 cm  
 Thickness tabletop 4 cm  
 Height to bottom of tabletop 72 cm  
 Distance between the legs 136 cm



**95757**  
DINING TABLE JISKA  
BROWN

L x W x H 200 x 100 x 76 cm  
 Thickness tabletop 4 cm  
 Height to bottom of tabletop 72 cm  
 Distance between the legs 178 cm



**95758**  
DINING TABLE JISKA  
BLACK

L x W x H 200 x 100 x 76 cm  
 Thickness tabletop 4 cm  
 Height to bottom of tabletop 72 cm  
 Distance between the legs 178 cm



**95759**  
DINING TABLE JISKA  
BROWN

L x W x H 250 x 100 x 76 cm  
 Thickness tabletop 4 cm  
 Height to bottom of tabletop 72 cm  
 Distance between the legs 229 cm



**95760**  
DINING TABLE JISKA  
BLACK

L x W x H 250 x 100 x 76 cm  
 Thickness tabletop 4 cm  
 Height to bottom of tabletop 72 cm  
 Distance between the legs 229 cm



**95761**  
DINING TABLE JISKA  
BROWN

L x W x H 300 x 100 x 76 cm  
 Thickness tabletop 4 cm  
 Height to bottom of tabletop 72 cm  
 Distance between the legs 277 cm



**95762**  
DINING TABLE JISKA  
BLACK

L x W x H 300 x 100 x 76 cm  
 Thickness tabletop 4 cm  
 Height to bottom of tabletop 72 cm  
 Distance between the legs 277 cm









# JULIAN



**TYPE OF MATERIAL**  
Acacia wood

**FINISHING**  
Varnished

**CARING INSTRUCTIONS**  
Clean with a damp/dry  
cloth



**95907**  
**TV CABINET JULIAN**

W x D x H 170 x 43 x 50 cm  
 Info 4 doors  
 Assembly required No



**95908**  
**TV CABINET JULIAN**

W x D x H 240 x 43 x 50 cm  
 Info 6 doors  
 Assembly required No



**95909**  
**SIDEBOARD JULIAN**

W x D x H 170 x 43 x 75 cm  
 Info 4 doors  
 1 shelf behind every door  
 (35,5 cm deep)  
 Distance between shelves 25 cm  
 Assembly required No





**95910  
CABINET JULIAN**

W x D x H 115 x 43 x 150 cm  
Info 4 doors (2 with glass)  
1 shelf behind every door  
(35,5 cm deep)  
Distance between shelves 31 cm  
Assembly required No



**95911  
WALL CABINET JULIAN**

W x D x H 110 x 45 x 170 cm  
Info 5 shelves  
110 x 35 cm  
Distance between shelves 32 cm  
Assembly required No









**95912**  
**COFFEE TABLE JULIAN**

L x W x H 120 x 60 x 35 cm  
 Thickness tabletop 3,5 cm  
 Assembly required Attaching legs



**95913**  
**DINING TABLE JULIAN**

L x W x H 170 x 100 x 76 cm  
 Thickness tabletop 3 cm  
 Height to bottom of tabletop 73 cm  
 Distance between the legs 140 cm  
 Assembly required Attaching legs



**95914**  
**DINING TABLE JULIAN**

L x W x H 240 x 100 x 76 cm  
 Thickness tabletop 3 cm  
 Height to bottom of tabletop 73 cm  
 Distance between the legs 210 cm  
 Assembly required Attaching legs



**95915**  
**DINING TABLE JULIAN**

L x W x H 280 x 100 x 76 cm  
 Thickness tabletop 3 cm  
 Height to bottom of tabletop 73 cm  
 Distance between the legs 232 cm  
 Assembly required Attaching legs



# LIO



**TYPE OF MATERIAL**  
Mango wood & travertine

**FINISHING**  
Varnished

**ASSEMBLY REQUIRED**  
Attaching legs

**CARING INSTRUCTIONS**  
Clean with a damp/dry  
cloth



**95902**  
TV CABINET LIO

W x D x H 170 x 40 x 52 cm  
Info 2 doors  
Open compartments 44,5 x 39 x 15 cm



**95903**  
TV CABINET LIO

W x D x H 200 x 41 x 52 cm  
Info 3 doors  
Open compartments 44,5 x 39 x 15 cm



**95904**  
SIDEBOARD LIO

W x D x H 200 x 41 x 75 cm  
Info 3 doors  
1 shelf behind every door  
(35 cm deep)  
Distance between shelves 26,5 cm  
Open compartments 47,5 x 39 x 26,5 cm





**95905**  
**BOOKCASE LIO - SMALL**

W x D x H 120 x 41 x 150 cm  
Info 2 doors  
1 shelf behind every door  
(35 cm deep)

Open compartments 30 x 37 x 32 cm  
top to bottom 85 x 37 x 32 cm  
116,5 x 37 x 31 cm



**95906**  
**BOOKCASE LIO - LARGE**

W x D x H 120 x 41 x 200 cm  
Info 2 doors  
1 shelf behind every door  
(35 cm deep)

Open compartments 85 x 37 x 28,5 cm  
top to bottom 30 x 37 x 28,5 cm  
116,5 x 37 x 28,5 cm  
30 x 37 x 28,5 cm  
85 x 37 x 28,5 cm  
116,5 x 37 x 28,5 cm





# MARBLE TABLES



**TYPE OF MATERIAL**  
Marble +  
metal or mango wood

**FINISHING**  
Lacquered metal

**CARING INSTRUCTIONS**  
Clean with a damp/dry  
cloth





**95894**  
**SIDE TABLE VINCE**

L x W x H 30,5 x 30,5 x 48 cm  
 Leg height 4 cm  
 Assembly required No



**95895**  
**COFFEE TABLE VINCE**

L x W x H 96,5 x 56 x 30,5 cm  
 Leg height 5 cm  
 Assembly required No



**24100**  
**DINING TABLE MARBLE ROUND**  
**BLACK**

L x W x H ø 120 x 76 cm  
 Thickness tabletop 2 cm  
 Height to bottom of tabletop 74 cm  
 Assembly required Attaching leg



**24101**  
**DINING TABLE MARBLE ROUND**  
**WHITE**

L x W x H ø 120 x 76 cm  
 Thickness tabletop 2 cm  
 Height to bottom of tabletop 74 cm  
 Assembly required Attaching leg







**95891**  
**SIDE TABLE XAVI**

L x W x H     $\varnothing$  60 x 45 cm  
Thickness tabletop    1,5 cm  
Assembly required    Attaching legs



**95892**  
**COFFEE TABLE XAVI**

L x W x H     $\varnothing$  90 x 38 cm  
Thickness tabletop    1,5 cm  
Assembly required    Attaching legs



**95893**  
**DINING TABLE XAVI**

L x W x H     $\varnothing$  130 x 77 cm  
Thickness tabletop    1,5 cm  
Height to bottom of tabletop    75,5 cm  
Assembly required    Attaching legs













**95635**  
**SIDE TABLE MAXIM**

L x W x H     $\varnothing$  60 x 40 cm  
Thickness tabletop    2 cm  
Assembly required    Attaching leg



**95636**  
**COFFEE TABLE MAXIM**

L x W x H    120 x 70 x 34 cm  
Thickness tabletop    2 cm  
Assembly required    Attaching leg



**95637**  
**DINING TABLE MAXIM**

L x W x H     $\varnothing$  130 x 76 cm  
Thickness tabletop    2 cm  
Height to bottom of tabletop    74 cm  
Assembly required    Attaching leg







**96103**  
COFFEE TABLE HAZEL

L x W x H 79 x 35 x 44 cm  
 Leg height 8 cm  
 Open compartments 37 x 27 x 28,5 cm  
 Assembly required No



**96104**  
COFFEE TABLE HAZEL

L x W x H 79 x 79 x 36 cm  
 Leg height 8 cm  
 Open compartments 37 x 70,5 x 20,5 cm  
 Assembly required No



**96105**  
COFFEE TABLE HAZEL

L x W x H 110 x 60 x 36 cm  
 Leg height 8 cm  
 Open compartments 34 x 52 x 20 cm  
 Assembly required No



**96106**  
COFFEE TABLE SET HAZEL

L x W x H ø 55 x 40 cm  
 ø 79 x 30 cm  
 Assembly required No





# MIX & MATCH



## CARING INSTRUCTIONS

Clean with a damp/dry  
cloth





**95940**  
**SIDE TABLE BRAM**

L x W x H	ø 45 x 50 cm
Type of material	Acacia wood
Finishing	Varnished
Thickness tabletop	6 cm
Assembly required	Attaching legs



**95941**  
**COFFEE TABLE BRAM**

L x W x H	ø 80 x 35 cm
Type of material	Acacia wood
Finishing	Varnished
Thickness tabletop	6 cm
Assembly required	Attaching legs



**95942**  
**DINING TABLE BRAM**

L x W x H	ø 130 x 76 cm
Thickness tabletop	6 cm
Height to bottom of tabletop	70 cm
Distance between the legs	60 cm
Type of material	Acacia wood
Finishing	Varnished
Assembly required	Attaching legs







**95971**  
**COFFEE TABLE FAY**

L x W x H	162 x 108 x 31 cm
Type of material	Oak veneer
Finishing	Varnished
Thickness tabletop	3 cm
Assembly required	No



**95976**  
**SIDE TABLE BOBBIE**

L x W x H	∅ 45 x 30 cm
Type of material	Walnut veneer
Finishing	Varnished
Thickness tabletop	10 cm
Assembly required	No



**95977**  
**COFFEE TABLE BOBBIE**

L x W x H	150 x 110 x 25 cm
Type of material	Walnut veneer
Finishing	Varnished
Thickness tabletop	10 cm
Assembly required	No





**95972**  
**COFFEE TABLE MAYSON**  
**RED**

L x W x H    ø 120 x 25 cm  
 Type of material    MDF & oak veneer  
 Finishing    Varnished  
 Thickness tabletop    5 cm  
 Assembly required    No



**95973**  
**COFFEE TABLE MAYSON**  
**BEIGE**

L x W x H    ø 120 x 25 cm  
 Type of material    MDF & oak veneer  
 Finishing    Varnished  
 Thickness tabletop    5 cm  
 Assembly required    No



**95974**  
**COFFEE TABLE MAYSON**  
**RED**

L x W x H    ø 90 x 35 cm  
 Type of material    MDF & oak veneer  
 Finishing    Varnished  
 Thickness tabletop    5 cm  
 Assembly required    No



**95975**  
**COFFEE TABLE MAYSON**  
**BEIGE**

L x W x H    ø 90 x 35 cm  
 Type of material    MDF & oak veneer  
 Finishing    Varnished  
 Thickness tabletop    5 cm  
 Assembly required    No











**95978**  
COFFEE TABLE WALTER

L x W x H	96 x 78 x 32 cm
Type of material	Oak veneer
Finishing	Varnished
Thickness tabletop	3 cm
Assembly required	No



**95979**  
COFFEE TABLE WALTER

L x W x H	106 x 88 x 27 cm
Type of material	Oak veneer
Finishing	Varnished
Thickness tabletop	3 cm
Assembly required	No



**95980**  
DINING TABLE WALTER

L x W x H	220 x 100 x 76 cm
Thickness tabletop	3,6 cm
Height to bottom of tabletop	72,4 cm
Distance between the legs	74 cm / 101 cm
Type of material	Oak veneer
Finishing	Varnished
Assembly required	Attaching legs



**95981**  
DINING TABLE WALTER

L x W x H	300 x 120 x 76 cm
Thickness tabletop	3,6 cm
Height to bottom of tabletop	72,4 cm
Distance between the legs	118 cm / 158 cm
Type of material	Oak veneer
Finishing	Varnished
Assembly required	Attaching legs



**95982**  
**DINING TABLE ELIN ROUND**

L x W x H	Ø 130 x 76 cm
Thickness tabletop	4 cm
Height to bottom of tabletop	72 cm
Leg	Ø 70 cm (widest point)
Type of material	Magnesium oxide & glass fibre
Finishing	Varnished
Assembly required	Attaching leg



**95983**  
**DINING TABLE ELIN OVAL**

L x W x H	200 x 110 x 76 cm
Thickness tabletop	5 cm
Height to bottom of tabletop	71 cm
Leg	90 x 50 cm (widest point)
Type of material	Magnesium oxide & glass fibre
Finishing	Varnished
Assembly required	Attaching leg



**95984**  
**DINING TABLE ELIN OVAL**

L x W x H	250 x 110 x 76 cm
Thickness tabletop	6 cm
Height to bottom of tabletop	70 cm
Leg	100 x 55 cm (widest point)
Type of material	Magnesium oxide & glass fibre
Finishing	Varnished
Assembly required	Attaching leg



**96152**  
**COFFEE TABLE JORDY**

L x W x H	130 x 70 x 35 cm
Type of material	Mango wood
Finishing	Varnished
Thickness tabletop	2,5 cm
Assembly required	Attaching leg



**96153**  
**DINING TABLE JORDY**

L x W x H	200 x 110 x 76 cm
Thickness tabletop	3 cm
Height to bottom of tabletop	73 cm
Leg	100 x 48 cm
Type of material	Mango wood
Finishing	Varnished
Assembly required	Attaching leg



**96154**  
**DINING TABLE JORDY**

L x W x H	250 x 110 x 76 cm
Thickness tabletop	3 cm
Height to bottom of tabletop	73 cm
Leg	125 x 48 cm
Type of material	Mango wood
Finishing	Varnished
Assembly required	Attaching leg



**96155**  
**DINING TABLE JORDY**

L x W x H	300 x 110 x 76 cm
Thickness tabletop	3 cm
Height to bottom of tabletop	73 cm
Leg	150 x 48 cm
Type of material	Mango wood
Finishing	Varnished
Assembly required	Attaching leg









**96133**  
**COFFEE TABLE NIKKI**  
**NATURAL**

L x W x H 130 x 70 x 35 cm  
 Type of material Acacia wood  
 Finishing Varnished  
 Thickness tabletop 2,5 cm  
 Assembly required Attaching leg



**96134**  
**COFFEE TABLE NIKKI**  
**BROWN**

L x W x H 130 x 70 x 35 cm  
 Type of material Mango wood  
 Finishing Varnished  
 Thickness tabletop 2,5 cm  
 Assembly required Attaching leg



**96137**  
**DINING TABLE NIKKI**  
**NATURAL**

L x W x H 200 x 100 x 76 cm  
 Thickness tabletop 3 cm  
 Height to bottom of tabletop 73 cm  
 Type of material Acacia wood  
 Finishing Varnished  
 Assembly required Attaching leg



**96138**  
**DINING TABLE NIKKI**  
**BROWN**

L x W x H 200 x 100 x 76 cm  
 Thickness tabletop 3 cm  
 Height to bottom of tabletop 73 cm  
 Type of material Mango wood  
 Finishing Varnished  
 Assembly required Attaching leg





**96139**  
DINING TABLE NIKKI  
NATURAL

L x W x H	240 x 100 x 76 cm
Thickness tabletop	3 cm
Height to bottom of tabletop	73 cm
Type of material	Acacia wood
Finishing	Varnished
Assembly required	Attaching leg



**96140**  
DINING TABLE NIKKI  
BROWN

L x W x H	240 x 100 x 76 cm
Thickness tabletop	3 cm
Height to bottom of tabletop	73 cm
Type of material	Mango wood
Finishing	Varnished
Assembly required	Attaching leg



**96141**  
DINING TABLE NIKKI  
NATURAL

L x W x H	280 x 100 x 76 cm
Thickness tabletop	3 cm
Height to bottom of tabletop	73 cm
Type of material	Acacia wood
Finishing	Varnished
Assembly required	Attaching leg



**96142**  
DINING TABLE NIKKI  
BROWN

L x W x H	280 x 100 x 76 cm
Thickness tabletop	3 cm
Height to bottom of tabletop	73 cm
Type of material	Mango wood
Finishing	Varnished
Assembly required	Attaching leg





**96135**  
DINING TABLE NIKKI  
NATURAL

L x W x H	∅ 130 x 76 cm
Thickness tabletop	3 cm
Height to bottom of tabletop	73 cm
Type of material	Acacia wood
Finishing	Varnished
Assembly required	Attaching leg



**96136**  
DINING TABLE NIKKI  
BROWN

L x W x H	∅ 130 x 76 cm
Thickness tabletop	3 cm
Height to bottom of tabletop	73 cm
Type of material	Mango wood
Finishing	Varnished
Assembly required	Attaching leg



**96143**  
SIDE TABLE ZAYN  
NATURAL

L x W x H	∅ 45 x 43 cm
Type of material	Acacia wood
Finishing	Varnished
Assembly required	No



**96144**  
SIDE TABLE ZAYN  
BROWN

L x W x H	∅ 45 x 43 cm
Type of material	Mango wood
Finishing	Varnished
Assembly required	No





**96145**  
**COFFEE TABLE ZAYN**  
**NATURAL**

L x W x H    ø 60 x 35 cm  
 Type of material    Acacia wood  
 Finishing    Varnished  
 Assembly required    No



**96146**  
**COFFEE TABLE ZAYN**  
**BROWN**

L x W x H    ø 60 x 35 cm  
 Type of material    Mango wood  
 Finishing    Varnished  
 Assembly required    No



**96147**  
**COFFEE TABLE ZAYN**  
**NATURAL**

L x W x H    ø 80 x 30 cm  
 Type of material    Acacia wood  
 Finishing    Varnished  
 Assembly required    No



**96148**  
**COFFEE TABLE ZAYN**  
**BROWN**

L x W x H    ø 80 x 30 cm  
 Type of material    Mango wood  
 Finishing    Varnished  
 Assembly required    No





**23412**  
**BOOKCASE EDDY**  
**NATURAL**

W x D x H	160 x 44 x 180 cm
Type of material	Mango wood + metal
Finishing	Varnished + coated
Thickness shelves	3,5 cm
Distance between shelves	48 cm
Assembly required	Yes



**23413**  
**BOOKCASE EDDY**  
**BLACK**

W x D x H	160 x 44 x 180 cm
Type of material	Mango wood + metal
Finishing	Varnished + coated
Thickness shelves	3,5 cm
Distance between shelves	48 cm
Assembly required	Yes





**95812**  
**MILA**  
**BROWN**

L x W x H 70 x 53 x 35 cm  
 Type of material Mango wood  
 Finishing Varnished  
 Assembly required No



**95813**  
**MILA**  
**BLACK**

L x W x H 70 x 53 x 35 cm  
 Type of material Mango wood  
 Finishing Varnished  
 Assembly required No



**95814**  
**MILA**  
**BROWN**

L x W x H 107 x 78 x 30 cm  
 Type of material Mango wood  
 Finishing Varnished  
 Assembly required No



**95815**  
**MILA**  
**BLACK**

L x W x H 107 x 78 x 30 cm  
 Type of material Mango wood  
 Finishing Varnished  
 Assembly required No



**95641**  
**SIDEBOARD NOA**

W x D x H 160 x 40 x 90 cm  
 Info 4 doors  
 1 shelf behind every door  
 Type of material Mango wood + metal  
 Finishing Varnished  
 Assembly required Attaching handles



**95642**  
**CABINET NOA**

W x D x H 90 x 40 x 145 cm  
 Info 2 doors  
 2 shelves behind every door  
 Type of material Mango wood + metal  
 Finishing Varnished  
 Assembly required Attaching handles



**95883**  
**BOOKCASE OLIVER**  
**BROWN**

W x D x H 120 x 40 x 220 cm  
 Type of material Mango wood  
 Finishing Varnished  
 Open compartments Small | 33 x 22 cm  
 Large | 33 x 46 cm  
 Assembly required No



**95825**  
**BOOKCASE OLIVER**  
**BLACK**

W x D x H 120 x 40 x 220 cm  
 Type of material Mango wood  
 Finishing Varnished  
 Open compartments Small | 33 x 22 cm  
 Large | 33 x 46 cm  
 Assembly required No



**95573**  
DINING TABLE OSCAR  
NATURAL

L x W x H	200 x 110 x 77 cm
Thickness tabletop	5 cm
Height to bottom of tabletop	72 cm
Type of material	Mango wood + metal
Finishing	Varnished + coated
Assembly required	Attaching legs



**95574**  
DINING TABLE OSCAR  
NATURAL

L x W x H	240 x 110 x 77 cm
Thickness tabletop	5 cm
Height to bottom of tabletop	72 cm
Type of material	Mango wood + metal
Finishing	Varnished + coated
Assembly required	Attaching legs



**95634**  
COFFEE TABLE OSCAR  
NATURAL

L x W x H	130 x 70 x 40 cm
Thickness tabletop	4,5 cm
Type of material	Mango wood + metal
Finishing	Varnished + coated
Assembly required	Attaching legs





**96158**  
DINING TABLE NOLA

L x W x H	∅ 130 x 76 cm
Thickness tabletop	4 cm
Height to bottom of tabletop	72 cm
Leg	∅ 55 cm (widest point)
Type of material	Oak veneer
Finishing	Varnished
Assembly required	Attaching leg



**96159**  
DINING TABLE NOLA

L x W x H	200 x 110 x 76 cm
Thickness tabletop	4 cm
Height to bottom of tabletop	72 cm
Leg	84,6 x 53,3 cm (widest point)
Type of material	Oak veneer
Finishing	Varnished
Assembly required	Attaching leg



**96160**  
DINING TABLE NOLA

L x W x H	250 x 110 x 76 cm
Thickness tabletop	4 cm
Height to bottom of tabletop	72 cm
Leg	101,6 x 53,3 cm (widest point)
Type of material	Oak veneer
Finishing	Varnished
Assembly required	Attaching leg



**96161**  
DINING TABLE NOLA

L x W x H	300 x 110 x 76 cm
Thickness tabletop	4 cm
Height to bottom of tabletop	72 cm
Leg	151,6 x 53,3 cm (widest point)
Type of material	Oak veneer
Finishing	Varnished
Assembly required	Attaching leg



**96162**  
SIDE TABLE LEIA

L x W x H	Ø 46 x 49 cm
Type of material	Oak veneer
Finishing	Varnished
Thickness tabletop	4 cm
Assembly required	Attaching leg



**96163**  
COFFEE TABLE LEIA

L x W x H	Ø 66 x 39 cm
Type of material	Oak veneer
Finishing	Varnished
Thickness tabletop	4 cm
Assembly required	Attaching leg



**96164**  
COFFEE TABLE LEIA

L x W x H	Ø 80 x 32 cm
Type of material	Oak veneer
Finishing	Varnished
Thickness tabletop	4 cm
Assembly required	Attaching leg



**11380**  
COFFEE TABLE OTTO

L x W x H    ø 50 x 40 cm  
 Thickness tabletop    4 cm  
 Type of material    Mango wood + metal  
 Finishing    Varnished + coated  
 Assembly required    No



**11381**  
COFFEE TABLE OTTO

L x W x H    ø 70 x 35 cm  
 Thickness tabletop    4 cm  
 Type of material    Mango wood + metal  
 Finishing    Varnished + coated  
 Assembly required    No



**22830**  
DINING TABLE ROUND WITH CROSSLEG

L x W x H    ø 130 x 76 cm  
 Thickness tabletop    3 cm  
 Height to bottom of tabletop    73 cm  
 Type of material    Mango wood + metal  
 Finishing    Varnished + coated  
 Assembly required    Attaching leg



**22831**  
DINING TABLE ROUND WITH CROSSLEG

L x W x H    ø 150 x 76 cm  
 Thickness tabletop    3 cm  
 Height to bottom of tabletop    73 cm  
 Type of material    Mango wood + metal  
 Finishing    Varnished + coated  
 Assembly required    Attaching leg





**95688**  
**MOOS**  
**BLACK**

L x W x H 75 x 85 x 32 cm  
 Thickness tabletop 1 cm  
 Type of material Oak veneer + metal  
 Finishing Coated  
 Assembly required No



**95690**  
**MOOS**  
**BLACK**

L x W x H 85 x 95 x 36 cm  
 Thickness tabletop 1 cm  
 Type of material Oak veneer + metal  
 Finishing Coated  
 Assembly required No



**95692**  
**MOOS**  
**BLACK**

L x W x H 95 x 124,5 x 28 cm  
 Thickness tabletop 1 cm  
 Type of material Oak veneer + metal  
 Finishing Coated  
 Assembly required No





**95598**  
**DINING TABLE TABASSUM**

L x W x H	220 x 100 x 78 cm
Thickness tabletop	7 cm
Height to bottom of tabletop	71 cm
Distance between the legs	174 cm
Type of material	Recycled teak
Finishing	Treated (Teakfix)
Assembly required	Attaching legs



**95599**  
**DINING TABLE TABASSUM**

L x W x H	260 x 100 x 78 cm
Thickness tabletop	7 cm
Height to bottom of tabletop	71 cm
Distance between the legs	222 cm
Type of material	Recycled teak
Finishing	Treated (Teakfix)
Assembly required	Attaching legs



**95600**  
**DINING TABLE TABASSUM**

L x W x H	300 x 100 x 78 cm
Thickness tabletop	7 cm
Height to bottom of tabletop	71 cm
Distance between the legs	258 cm
Type of material	Recycled teak
Finishing	Treated (Teakfix)
Assembly required	Attaching legs





**95943**  
SIDE TABLE TOM  
NATURAL

L x W x H 50 x 50 x 45 cm  
 Leg height 6 cm  
 Type of material Acacia wood  
 Finishing Varnished  
 Assembly required No



**95944**  
SIDE TABLE TOM  
BLACK

L x W x H 50 x 50 x 45 cm  
 Leg height 6 cm  
 Type of material Mango wood  
 Finishing Varnished  
 Assembly required No



**95945**  
COFFEE TABLE TOM  
NATURAL

L x W x H 90 x 90 x 35 cm  
 Leg height 6 cm  
 Type of material Acacia wood  
 Finishing Varnished  
 Assembly required No



**95946**  
COFFEE TABLE TOM  
BLACK

L x W x H 90 x 90 x 35 cm  
 Leg height 6 cm  
 Type of material Mango wood  
 Finishing Varnished  
 Assembly required No



**95947**  
**COFFEE TABLE TOM**  
**NATURAL**

L x W x H 130 x 60 x 35 cm  
Leg height 6 cm  
Type of material Acacia wood  
Finishing Varnished  
Assembly required No



**95948**  
**COFFEE TABLE TOM**  
**BLACK**

L x W x H 130 x 60 x 35 cm  
Leg height 6 cm  
Type of material Mango wood  
Finishing Varnished  
Assembly required No









**95955  
DINING TABLE BEAU  
BROWN**

L x W x H	150 x 124 x 76 cm
Thickness tabletop	2,5 cm
Height to bottom of tabletop	73,5 cm
Type of material	Mango wood
Finishing	Varnished
Assembly required	Attaching leg



**95956  
DINING TABLE BEAU  
BLACK**

L x W x H	150 x 124 x 76 cm
Thickness tabletop	2,5 cm
Height to bottom of tabletop	73,5 cm
Type of material	Mango wood
Finishing	Varnished
Assembly required	Attaching leg







# REMI



**TYPE OF MATERIAL**  
Mango wood + metal

**FINISHING**  
Varnished wood

**ASSEMBLY REQUIRED**  
Attaching legs

**CARING INSTRUCTIONS**  
Clean with a damp/dry  
cloth



**95662**  
**SIDEBOARD REMI**  
**BROWN**

W x D x H 170 x 45 x 80 cm  
 Info 4 doors  
 1 shelf behind every door  
 (40 cm deep)  
 Leg height 20 cm



**95663**  
**SIDEBOARD REMI**  
**BLACK**

W x D x H 170 x 45 x 80 cm  
 Info 4 doors  
 1 shelf behind every door  
 (40 cm deep)  
 Leg height 20 cm



**95664**  
**TV CABINET REMI**  
**BROWN**

W x D x H 170 x 45 x 56 cm  
 Info 4 doors  
 Leg height 20 cm



**95665**  
**TV CABINET REMI**  
**BLACK**

W x D x H 170 x 45 x 56 cm  
 Info 4 doors  
 Leg height 20 cm



**95730**  
TV CABINET REMI  
BROWN

W x D x H 250 x 45 x 56 cm  
Info 6 doors  
Leg height 20 cm



**95731**  
TV CABINET REMI  
BLACK

W x D x H 250 x 45 x 56 cm  
Info 6 doors  
Leg height 20 cm



**95666**  
CABINET REMI  
BROWN

W x D x H 96 x 45 x 170 cm  
Info 2 doors  
3 shelves behind every door  
(39,5 cm deep)  
Distance between shelves 34 cm  
Leg height 20 cm




**95667**  
CABINET REMI  
BLACK

W x D x H 96 x 45 x 170 cm  
Info 2 doors  
3 shelves behind every door  
(39,5 cm deep)  
Distance between shelves 34 cm  
Leg height 20 cm











**95732**  
**BOOKCASE REMI**  
**BROWN**

W x D x H 96 x 37 x 200 cm  
 Info 2 doors  
 1 shelf behind every door  
 (33 cm deep)  
 Leg height 20 cm

Open compartments 31 x 34 x 28 cm  
 from top to bottom 58 x 34 x 28 cm  
 58 x 34 x 28 cm  
 31 x 34 x 57,5 cm  
 31 x 34 x 57,5 cm  
 25 x 34 x 28 cm  
 58 x 34 x 28 cm



**95733**  
**BOOKCASE REMI**  
**BLACK**

W x D x H 96 x 37 x 200 cm  
 Info 2 doors  
 1 shelf behind every door  
 (33 cm deep)  
 Leg height 20 cm

Open compartments 31 x 34 x 28 cm  
 from top to bottom 58 x 34 x 28 cm  
 58 x 34 x 28 cm  
 31 x 34 x 57,5 cm  
 31 x 34 x 57,5 cm  
 25 x 34 x 28 cm  
 58 x 34 x 28 cm





**96122**  
**WALLCABINET REMI**  
**BROWN**

W x D x H 200 x 37 x 200 cm  
 Info 4 doors  
 1 shelf behind every door  
 (33 cm deep)  
 Leg height 21 cm

Open compartments 77 x 33,5 x 38 cm  
 from top to bottom 73 x 33,5 x 38 cm  
 41,5 x 33,5 x 38 cm  
 97 x 32 x 38 cm  
 97 x 32 x 38 cm  
 41,5 x 34,5 x 38 cm  
 73 x 34,5 x 38 cm  
 77 x 34,5 x 38 cm



**96123**  
**WALLCABINET REMI**  
**BLACK**

W x D x H 200 x 37 x 200 cm  
 Info 4 doors  
 1 shelf behind every door  
 (33 cm deep)  
 Leg height 21 cm

Open compartments 77 x 33,5 x 38 cm  
 from top to bottom 73 x 33,5 x 38 cm  
 41,5 x 33,5 x 38 cm  
 97 x 32 x 38 cm  
 97 x 32 x 38 cm  
 41,5 x 34,5 x 38 cm  
 73 x 34,5 x 38 cm  
 77 x 34,5 x 38 cm



# THOMAS



**TYPE OF MATERIAL**  
Oak veneer & metal

**FINISHING**  
Varnished

**ASSEMBLY REQUIRED**  
Attaching legs

**CARING INSTRUCTIONS**  
Clean with a damp/dry  
cloth





**95957**  
CABINET THOMAS

W x D x H 95 x 42,5 x 170 cm  
 Info 2 doors | 2 drawers  
 3 shelves behind every door  
 (33,5 / 38,5 cm deep)  
 Distance between shelves 35 cm



**95958**  
CABINET THOMAS

W x D x H 85 x 42 x 210 cm  
 Info 2 doors | 2 drawers  
 2 shelves behind every door  
 (33,5 / 38,5 cm deep)  
 Distance between shelves 36 cm



**95959**  
SIDEBOARD THOMAS

W x D x H 210 x 42,5 x 80 cm  
 Info 3 doors | 3 drawers  
 1 shelf behind every door  
 (33,5 / 38,5 cm deep)  
 Distance between shelves 29,5 cm



**95962**  
SALONTAFEL THOMAS

L x W x H 120 x 60 x 35 cm  
 Leg height 15,5 cm  
 Open compartments Small | 34 x 29 x 12,3 cm  
 Large | 41,5 x 29 x 12,3 cm



**95960**  
**TV CABINET THOMAS**

W x D x H 170 x 42 x 55 cm  
 Info Including legs and hanging system  
 2 doors | 2 drawers  
 1 shelf behind every door  
 (33,5 / 38,5 cm deep)

Distance between shelves 17 cm



**95961**  
**TV CABINET THOMAS**

W x D x H 210 x 42 x 55 cm  
 Info Including legs and hanging system  
 3 doors | 2 drawers  
 1 shelf behind every door  
 (33,5 / 38,5 cm deep)

Distance between shelves 17 cm



**95963**  
**DINING TABLE THOMAS**

L x W x H 170 x 90 x 78 cm  
 Thickness tabletop 3 cm  
 Height to bottom of tabletop 75 cm  
 Distance between the legs 130 cm



**95964**  
**DINING TABLE THOMAS**

L x W x H 220 x 90 x 78 cm  
 Thickness tabletop 3 cm  
 Height to bottom of tabletop 75 cm  
 Distance between the legs 180 cm

Suspended or on legs.  
Both options come  
as standard with TV  
cabinet Thomas.











# TRAVERTINE



**TYPE OF MATERIAL**  
Travertine + mango wood

**FINISHING**  
Coated travertine,  
varnished mango wood

**CARING INSTRUCTIONS**  
Clean with a  
damp/dry cloth





**95899**  
**SIDE TABLE SARA**

L x W x H    ø 60 x 40 cm  
 Thickness tabletop    3 cm  
 Assembly required    Attaching leg



**95900**  
**COFFEE TABLE SARA**

L x W x H    ø 78 x 35 cm  
 Thickness tabletop    3 cm  
 Assembly required    Attaching leg



**95901**  
**DINING TABLE SARA**

L x W x H    ø 130 x 76 cm  
 Thickness tabletop    3 cm  
 Height to bottom of tabletop    73 cm  
 Assembly required    Attaching leg  
 Leg    66 cm Ø



**95811**  
**DINING TABLE AIKIN**

L x W x H    ø 130 x 76 cm  
 Thickness tabletop    3 cm  
 Height to bottom of tabletop    73 cm  
 Assembly required    Attaching leg  
 Leg    50 cm Ø (widest point)



**95738**  
**SIDE TABLE AIME**

L x W x H     $\varnothing$  45 x 45 cm  
Thickness tabletop    3 cm  
Assembly required    Attaching leg



**95739**  
**COFFEE TABLE AIME**

L x W x H     $\varnothing$  70 x 38 cm  
Thickness tabletop    3 cm  
Assembly required    Attaching leg



**95740**  
**TABLE AIME**

L x W x H     $\varnothing$  70 x 75 cm  
Thickness tabletop    3 cm  
Height to bottom of tabletop    72 cm  
Assembly required    Attaching leg







**95745**  
**SIDE TABLE TRAVIS**

L x W x H 40 x 40 x 49 cm  
Thickness tabletop 3 cm  
Assembly required Attaching leg



**95746**  
**SIDE TABLE TRAVIS**

L x W x H 60 x 60 x 39 cm  
Thickness tabletop 3 cm  
Assembly required Attaching leg



**95747**  
**COFFEE TABLE TRAVIS**

L x W x H 80 x 80 x 32 cm  
Thickness tabletop 3 cm  
Assembly required Attaching leg



**96149**  
**SIDE TABLE LUNA**

L x W x H 50 x 40 x 53 cm  
Assembly required No



**96150**  
**COFFEE TABLE LUNA**

L x W x H 128 x 63 x 36 cm  
Assembly required No



**96151**  
**SIDE TABLE TYLER**

L x W x H 40 x 30 x 55 cm  
Thickness tabletop 5 cm  
Leg height 4,5 cm  
Assembly required No







**95748**  
**SIDE TABLE MARI**

L x W x H 50 x 33 x 44 cm  
Assembly required No



**95749**  
**COFFEE TABLE MARI**

L x W x H 70 x 47 x 38 cm  
Assembly required No



**95750**  
**COFFEE TABLE MARI**

L x W x H 83 x 72 x 34 cm  
Assembly required No

# ROSENBORG



**TYPE OF MATERIAL**  
Oak wood & veneer

**FINISHING**  
Varnished

**ASSEMBLY REQUIRED**  
No

**CARING INSTRUCTIONS**  
Clean with a damp/dry  
cloth



**96166**  
**TV CABINET ROSENBORG**

W x D x H 223,8 x 45,4 x 50 cm  
Info 6 doors  
Leg height 6 cm



**96165**  
**SIDEBOARD ROSENBORG**

W x D x H 175 x 45,4 x 75 cm  
Info 4 doors  
1 shelf behind every door  
(39,5 cm deep)  
Leg height 6 cm



**96167**  
**CABINET ROSENBORG**

W x D x H 108,8 x 45,4 x 210 cm  
Info 2 doors  
4 shelves behind every door  
(39,5 cm deep)  
Distance between shelves 38 cm  
Leg height 6 cm



# CHAIRS



## CARING INSTRUCTIONS

Vacuum regularly. Wipe with a dry cloth, do not place in direct sunlight.

**CHAIR DAVE**

Type of material	Fabric, metal & wood
Fabric	Porto
Assembly required	No
Carrying capacity	Max. 120 kg



**96101  
TAUPE**



**96102  
ANTHRACITE**

W x D x H	52 x 56,5 x 78,5 cm
Seat depth	42 cm
Seat height	50 cm



## CHAIR ASTRID

Type of material	Fabric & metal
Fabric	Baquer
Finishing	Black powdercoated metal
Assembly required	Yes
Carrying capacity	Max. 120 kg



95575  
ANTHRACITE



95576  
LIGHT GREY



95577  
BEIGE



95578  
GREEN

W x D x H	60 x 60.5 x 76.5 cm
Seat depth	46 cm
Seat height	48 cm
Arm. height	65 cm





## CHAIR DANICA

Type of material	Fabric & metal
Fabric	Baquer
Finishing	Black powdercoated metal
Assembly required	Yes
Carrying capacity	Max. 120 kg



95583  
ANTHRACITE



95584  
LIGHT GREY



95585  
BEIGE



95586  
GREEN

W x D x H	52 x 69 x 86 cm
Seat depth	46 cm
Seat height	50 cm



## CHAIR ESMEE

Type of material	Fabric & metal
Fabric	Mellow
Finishing	Black powdercoated metal
Assembly required	Yes
Carrying capacity	Max. 120 kg



95850  
BROWN



95851  
ANTHRACITE



95852  
BEIGE

W x D x H	53 x 58 x 81 cm
Seat depth	44,5 cm
Seat height	48,5 cm



## BAR CHAIR ESMEE

Type of material	Fabric & metal
Fabric	Mellow
Finishing	Black powdercoated metal
Assembly required	Yes
Carrying capacity	Max. 120 kg



95847  
BROWN



95848  
ANTHRACITE



95849  
BEIGE

W x D x H	50,5 x 55,5 x 91,5 cm
Seat depth	42,5 cm
Seat height	67,5 cm







## CHAIR ESMEE WITH ARMREST

Type of material	Fabric & metal
Fabric	Mellow
Finishing	Black powdercoated metal
Assembly required	Yes
Carrying capacity	Max. 120 kg



95934  
BROWN



95935  
ANTHRACITE



95936  
BEIGE

W x D x H	58 x 57,5 x 81 cm
Seat depth	47 cm
Seat height	48 cm
Arm. height	63,5 cm



CHAIR FABIO

Type of material	Fabric & metal
Fabric	Spark
Finishing	Black powdercoated metal
Assembly required	Yes
Info	Rotatable, with automatic return mechanism
Carrying capacity	Max. 120 kg



95834  
GREY



95835  
BROWN



95836  
SAND



95837  
BEIGE

W x D x H	56 x 58 x 85,5 cm
Seat depth	45 cm
Seat height	48 cm
Arm. height	65 cm





## CHAIR FLEUR

Type of material	Fabric & metal
Fabric	Savoir
Finishing	Black powdercoated metal
Assembly required	Yes
Carrying capacity	Max. 120 kg



95931  
BEIGE



95932  
TAUPE



95933  
BROWN

W x D x H	57 x 60 x 79 cm
Seat depth	45 cm
Seat height	49 cm



## CHAIR JEFF

Type of material	Fabric & metal
Fabric	Bogda
Finishing	Black powdercoated metal
Assembly required	Yes
Info	Rotatable, with automatic return mechanism
Carrying capacity	Max. 120 kg



95844  
TAUPE



95845  
BROWN



95846  
GREY

W x D x H	60 x 64 x 85 cm
Seat depth	44 cm
Seat height	49 cm
Armr. height	67 cm







## CHAIR JON WITH ARMREST

Type of material	Fabric, metal & wood
Fabric	Maywood
Finishing	Black powdercoated metal
Assembly required	Yes
Carrying capacity	Max. 120 kg



95985  
BEIGE



95986  
TAUPE



95987  
RED



95988  
BLACK

W x D x H	62 x 57.5 x 82 cm
Seat depth	44 cm
Seat height	47,5 cm
Arm. height	67 cm





## CHAIR JON

Type of material	Fabric & metal
Fabric	Maywood
Finishing	Black powdercoated metal
Assembly required	Yes
Carrying capacity	Max. 120 kg



95989  
BEIGE



95990  
TAUPE



95991  
RED



95992  
BLACK

W x D x H	49,5 x 58 x 82 cm
Seat depth	43,5 cm
Seat height	47,5 cm





## BARCHAIR JON

Type of material	Fabric & metal
Fabric	Maywood
Finishing	Black powdercoated metal
Assembly required	Yes
Carrying capacity	Max. 120 kg



95993  
BEIGE



95994  
TAUPE



95995  
RED



95996  
BLACK

W x D x H 45 x 52 x 95 cm  
 Seat depth 43 cm  
 Seat height 66 cm



### CHAIR LISELORE

Type of material	Fabric & metal
Fabric	Beta
Assembly required	No
Carrying capacity	Max. 120 kg



95929  
BEIGE



95930  
COGNAC

W x D x H	68 x 62 x 72,5 cm
Seat depth	46,5 cm
Seat height	49 cm
Arm. height	72,5 cm



**BARCHAIR LIZZY**

Type of material	Fabric & metal
Fabric	Femme
Finishing	Powdercoated metal
Assembly required	No
Carrying capacity	Max. 120 kg



**96115  
BEIGE**



**96116  
TAUPE**



**96117  
PINK**



**96118  
MUSTARD**

W x D x H	55 x 53 x 96 cm
Seat depth	44 cm
Seat height	67 cm





## CHAIR LIZZY

Type of material	Fabric & metal
Fabric	Femme
Finishing	Powdercoated metal
Assembly required	No
Carrying capacity	Max. 120 kg



96111  
BEIGE



96112  
TAUPE



96113  
PINK



96114  
MUSTARD

W x D x H	59 x 60.5 x 79 cm
Seat depth	48 cm
Seat height	49 cm
Arm. height	69 cm





## CHAIR LUKA

Type of material	Fabric & metal
Fabric	Copenhagen
Finishing	Black powdercoated metal
Assembly required	No
Carrying capacity	Max. 120 kg



95789  
GREEN



95790  
TAUPE



95791  
BEIGE



95792  
ANTHRACITE

W x D x H	57 x 61,5 x 79 cm
Seat depth	45 cm
Seat height	47,5 cm
Arm. height	67 cm





## DINING ROOM BENCH LUKA

Type of material	Fabric & metal
Fabric	Copenhagen
Finishing	Black powdercoated metal
Assembly required	No
Carrying capacity	Max. 180 kg



95793  
GREEN



95794  
TAUPE



95795  
BEIGE



95796  
ANTHRACITE

W x D x H 160 x 57 x 76 cm  
 Seat depth 51 cm  
 Seat height 51,5 cm





## BAR CHAIR LUKA

Type of material	Fabric & metal
Fabric	Copenhagen
Finishing	Black powdercoated metal
Assembly required	No
Carrying capacity	Max. 120 kg



95785  
GREEN



95786  
TAUPE



95787  
BEIGE



95788  
ANTHRACITE

W x D x H	56 x 57,5 x 90 cm
Seat depth	41 cm
Seat height	67,5 cm
Armr. height	86 cm





## CHAIR LYNN

Type of material	Fabric & metal
Fabric	Fletcher
Finishing	Black powdercoated metal
Assembly required	Yes
Carrying capacity	Max. 120 kg



95567  
PINK



95568  
GREY



95569  
BEIGE

W x D x H	49,5 x 58 x 82 cm
Seat depth	44 cm
Seat height	47,5 cm



## CHAIR LYNN WITH ARMREST

Type of material	Fabric, metal & wood
Fabric	Fletcher
Finishing	Black powdercoated metal
Assembly required	Yes
Carrying capacity	Max. 120 kg



95570  
PINK



95571  
GREY



95572  
BEIGE

W x D x H	62 x 57,5 x 82 cm
Seat depth	44 cm
Seat height	47,5 cm
Arm. height	67 cm



## CHAIR MAMÉ

Type of material	Fabric & metal
Fabric	Houston
Finishing	Black powdercoated metal
Assembly required	Yes
Info	Rotatable, with automatic return mechanism
Carrying capacity	Max. 120 kg



95838  
BROWN



95839  
GREY



95840  
BEIGE

W x D x H	58 x 61,5 x 82 cm
Seat depth	45,4 cm
Seat height	48,5 cm
Armr. height	64 cm










### CHAIR MORRIS

Type of material	Leather, metal & wood
Finishing	Black powdercoated metal
Assembly required	No
Carrying capacity	Max. 100 kg



95970  
BLACK

W x D x H	60 x 57 x 78 cm
Seat depth	47 cm
Seat height	48 cm
Arm. height	69 cm





## CHAIR PAUL

Type of material	Fabric & metal
Fabric	Linea
Finishing	Black powdercoated metal
Assembly required	Yes
Carrying capacity	Max. 120 kg



95887  
TAUPE



95888  
MUSTARD



95889  
BEIGE



95890  
ANTHRACITE

W x D x H	58 x 60 x 82 cm
Seat depth	44,5 cm
Seat height	48 cm
Armr. height	64,5 cm



## CHAIR RILEY

Type of material	Fabric & metal
Fabric	Aurora
Finishing	Black powdercoated metal
Assembly required	Yes
Carrying capacity	Max. 120 kg



95831  
TAUPE



95832  
BROWN



95833  
BEIGE

W x D x H	52,5 x 59,5 x 80 cm
Seat depth	46 cm
Seat height	51 cm







## CHAIR ROSALIN

Type of material	Fabric & metal
Fabric	Moon
Finishing	Black powdercoated metal
Assembly required	Yes
Info	Rotatable, with automatic return mechanism
Carrying capacity	Max. 120 kg



96119  
BEIGE



96120  
TAUPE



96121  
BRUIN

W x D x H	60.5 x 61 x 83.5 cm
Seat depth	46 cm
Seat height	50 cm
Arm. height	69 cm



## CHAIR RUBEN

Type of material	Fabric & metal
Fabric	Bogda
Finishing	Powdercoated metal
Assembly required	Yes
Info	Rotatable
Carrying capacity	Max. 120 kg



95926  
TAUPE



95927  
GREY



95928  
BROWN

W x D x H	60 x 62,5 x 83,5 cm
Seat depth	47,5 cm
Seat height	52,5 cm







## CHAIR SANDY

Type of material	Fabric & metal
Fabric	Houston
Finishing	Black powdercoated metal
Assembly required	Yes
Carrying capacity	Max. 120 kg



95841  
BROWN



95842  
GREY



95843  
BEIGE

W x D x H	67 x 64,5 x 83 cm
Seat depth	45 cm
Seat height	48 cm
Arm. height	66 cm



### CHAIR SANTOS

Type of material	Fabric & metal
Fabric	Copenhagen
Finishing	Black powdercoated metal
Assembly required	Yes
Carrying capacity	Max. 120 kg



95589  
TAUPE



95590  
BEIGE

W x D x H	56 x 60 x 79,5 cm
Seat depth	46 cm
Seat height	49 cm
Armr. height	75 cm



## CHAIR TESS

Type of material	Fabric & metal
Fabric	Spark
Finishing	Black powdercoated metal
Assembly required	Yes
Carrying capacity	Max. 120 kg



95734  
SAND



95735  
BROWN



95736  
GREY



95737  
BEIGE

W x D x H	53 x 59 x 79 cm
Seat depth	48 cm
Seat height	47 cm
Arm. height	72,5 cm





CHAIR TONY

Type of material	Fabric & metal
Fabric	Copenhagen
Finishing	Black powdercoated metal
Assembly required	No
Carrying capacity	Max. 120 kg



95674  
TAUPE



95676  
BEIGE

W x D x H	67 x 62 x 82 cm
Seat depth	44 cm
Seat height	48 cm
Arm. height	66 cm



# ARMCHAIRS



## CARING INSTRUCTIONS

Vacuum regularly. Wipe with a dry cloth, do not place in direct sunlight.

ARMCHAIR BASTIAAN

Type of material	Leather, oak wood & metal
Leather	Java
Finishing	Varnished metal
Assembly required	No



97620  
DARK BROWN



97621  
BLACK



97622  
COGNAC

W x D x H	70 x 91 x 80 cm
Seat depth	53 cm
Seat height	45 cm
Arm. height	58 cm







ARMCHAIR CHARLOTTE

Type of material	Fabric
Fabric	Copenhagen
Assembly required	No
Carrying capacity	Max. 120 kg



95601  
GREEN



95603  
TAUPE



95604  
BEIGE

W x D x H	78 x 81 x 75 cm
Seat depth	53 cm
Seat height	46 cm
Armr. height	67 cm



ARMCHAIR COOPER WITH CUSHION

Type of material	Fabric & metal
Fabric	Houston
Finishing	Black powdercoated metal
Assembly required	Yes
Info	Rotatable
Carrying capacity	Max. 150 kg



95884  
BROWN



95885  
GREY



95886  
BEIGE

W x D x H	84,5 x 94 x 89,5 cm
Seat depth	59 cm
Seat height	43 cm





ARMCHAIR DANICA

Type of material	Fabric & metal
Fabric	Baquer
Finishing	Black powdercoated metal
Assembly required	Yes
Info	Rotatable



95579  
ANTHRACITE



95580  
LIGHT GREY



95581  
BEIGE



95582  
GREEN

W x D x H 72 x 78 x 81 cm  
Seat depth 51 cm  
Seat height 41 cm



ARMCHAIR DAVID

Type of material	Fabric & metal
Fabric	Safari
Finishing	Black powdercoated metal
Assembly required	Yes
Carrying capacity	Max. 130 kg



95896  
BEIGE



95897  
TAUPE



95898  
MUSTARD

W x D x H	84 x 82 x 76 cm
Seat depth	58 cm
Seat height	45 cm
Arm. height	62 cm









**ARMCHAIR JAYDEN**

Type of material	Fabric
Fabric	Barkley
Assembly required	No
Carrying capacity	Max. 100 kg



**96156  
BEIGE**



**96157  
GREY**

W x D x H	106 x 83 x 81 cm
Seat depth	57 cm
Seat height	41 cm
Arm. height	49 cm



ARMCHAIR LEX

Type of material	Leather & metal
Leather	Vintage
Finishing	Varnished metal
Assembly required	No



92090  
ANTHRACITE



92091  
DARK BROWN



92092  
COGNAC

W x D x H	65 x 94 x 94 cm
Seat depth	47 cm
Seat height	45 cm
Arm. height	56 cm











ARMCHAIR LOUIS WITH CUSHION

Type of material	Fabric
Fabric	Spark
Assembly required	No
Carrying capacity	Max. 120 kg



95801  
SAND



95802  
BROWN



95803  
GREY



95804  
BEIGE

W x D x H	105 x 105 x 76 cm
Seat depth	87 cm
Seat height	42 cm





ARMCHAIR MAEVE

Type of material	Fabric & metal
Fabric	Maywood
Finishing	Black powdercoated metal
Assembly required	No
Info	Rotatable
Carrying capacity	Max. 130 kg



96107  
BEIGE



96108  
TAUPE



96109  
RED



96110  
BLACK

W x D x H	82 x 85 x 72 cm
Seat depth	62 cm
Seat height	47 cm









ARMCHAIR MARCUS WITH FOOTSTOOL

Type of material	Fabric & metal
Fabric	Baquer
Finishing	Black powdercoated metal
Assembly required	No
Info	Rotatable



95591  
ANTHRACITE



95592  
LIGHT GREY



95593  
BEIGE



95594  
GREEN

W x D x H	67 x 92 x 94 cm
	54 x 41 x 40 cm
Seat depth	53 cm
Seat height	45 cm











**ARMCHAIR MATTHEW**

Type of material	Leather, metal & wood
Leather	Gris
Finishing	Lacquered metal
Assembly required	No
Info	Rotatable
Carrying capacity	Max. 110 kg



95966  
TAUPE



95967  
BROWN

W x D x H	81 x 89 x 85 cm
Seat depth	43 cm
Seat height	47 cm





ARMCHAIR SHARON

Type of material	Fabric & metal
Fabric	Spark
Assembly required	No
Info	Rotatable
Carrying capacity	Max. 120 kg



95797  
SAND



95798  
BROWN



95799  
GREY



95800  
BEIGE

W x D x H	82 x 82 x 76 cm
Seat depth	82 cm
Seat height	44 cm



ARMCHAIR SVEN

Type of material	Leather & metal
Leather	Boho
Finishing	Lacquered metal
Assembly required	No
Info	Rotatable
Carrying capacity	Max. 110 kg



95937  
BEIGE



95938  
COGNAC



95939  
BLACK

W x D x H	86 x 89 x 93 cm
Seat depth	54 cm
Seat height	45 cm



# & OTHERS



## CARING INSTRUCTIONS

Vacuum regularly. Wipe with a dry cloth, do not place in direct sunlight.



**LIBY**

Type of material Fabric  
Fabric Copenhagen  
Assembly required No



95613  
SMALL  
BEIGE



95615  
LARGE  
BEIGE

### SOFA JAYDEN

Type of material Fabric  
Fabric Barkley  
Assembly required No



**95968**  
**BEIGE**

W x D x H 265 x 87 x 78 cm  
Seat depth 63 cm  
Seat height 44 cm  
Armr. height 52 cm



**95969**  
**GREY**

W x D x H 265 x 87 x 78 cm  
Seat depth 63 cm  
Seat height 44 cm  
Armr. height 52 cm









# Caring instructions

For maintenance of our items we recommend the maintenance products of Oranje Furniture Care. Oranje Furniture Care is a producer of high quality care products and offers multi-year full service programs for furniture. They are active in the Netherlands, Belgium, France and Germany.

Acacia wood	Wood Care Kit Matt Polish
Mango wood	Wood Care Kit Matt Polish
Recycled Teak wood	Wood Care Kit Teakfix
Oak wood	Wood Care Kit Matt Polish
Oak veneer	Foam Cleaner
All fabrics	Textile Care Kit
Varnished leather	Leather Care Kit
Open leather	Leather Care Kit Brushed Leather
Travertine	Foam Cleaner
Marble	Foam Cleaner

# Fabric index

Aurora	100% polyester , 40.000 cycles , Lightfastness > 4-5, Pilling > 4
Baquer	100% polyester , 30.000 cycles , Lightfastness > 5 , Stain repellent Teflon treated
Barkley	100% polyester , 25.000 cycles , Lightfastness > 4 , Pilling > 4
Beta	100% polyester , 47.000 cycles , Lightfastness > 4 , Pilling > 4-5
Bogda	100% polyester , 40.000 cycles , Lightfastness > 4 , Pilling > 4
Copenhagen	100% polyester , 100.00 cycles , Lightfastness > 4-5
Femme	100% polyester , 20.000 cycles , Lightfastness > 5 , Pilling > 4
Fletcher	100% polyester , 30.000 cycles , Lightfastness > 3- 4
Houston	95% polyester , 5% nylon , 40.000 cycles , Lightfastness > 4-5
Linea	100% polyester , 40.000 cycles , Lightfastness > 3-4 , Pilling > 4
Maywood	77% polyester , 23% acryl , 40.000 cycles , Lightfastness > 4 , Pilling > 4
Mellow	100% polyester , 35.000 cycles , Lightfastness > 4 , Pilling > 4
Moon	100% polyester , 20.000 cycles , Lightfastness > 4 , Pilling > 5
Porto	100% polyester , 150.000 cycles , Lightfastness > 4-5 , Pilling > 4-5
Safari	100% polyester , 30.000 cycles , Lightfastness > 3-4 , Pilling > 4
Savoir	97% polyester, 3% linen , 50.000 cycles , Lightfastness > 3-4 , Pilling > 3-4
Spark	95% polyester , 5% acryl , 40.000 cycles , Lightfastness > 4-5





